

Honda e

HONDA
The Power of Dreams



These specification details do not apply to any particular product which is supplied or offered for sale. The manufacturers reserve the right to vary their specifications, including colours, with or without notice and at such times in such manner as they think fit. Major as well as minor changes may be involved. Every effort, however, is made to ensure the accuracy of the particulars contained in this brochure. This publication shall not constitute in any circumstances whatsoever an offer by the Company to any person. All sales are made by the Distributor or Dealer concerned subject to and with the benefit of the standard Conditions of Sale and Warranty given by the Distributor or Dealer, copies of which may be obtained from them on request. This publicity material applies to the UK only Trade Descriptions Act (1968). Whilst efforts are made to ensure specification accuracy, brochures are prepared and printed several months in advance of distribution and consequently cannot always immediately reflect either changes in specification or in some isolated cases the provision of a particular feature. Customers are always advised to discuss specification details with the supplying Dealer especially if your model selection is dependent upon one of the features advertised.

Honda (UK) - Cars Cain Road, Bracknell, Berkshire, RG12 1HL. Honda Contact Centre - Telephone: 0845 200 8000 www.honda.co.uk
A division of Honda Motor Europe Ltd. No. 857969 Registered in England and Wales Part No: CAR-eBRO-0820 Issue Date: 08/20

Honda sources paper responsibly from manufacturers within the EU. Please don't bin me, pass me onto a friend or recycle me.

HONDA



A NEW DIRECTION

At Honda, we are always looking to change things for the better, to make technology helpful and to find efficient ways of making the world a better place for everyone.

Environmental challenges are driving demand for cleaner spaces to live and work, whilst advances in technology and artificial intelligence are enhancing the way we communicate. For this reason we have committed to make all our mainstream models electrified by 2022, ensuring higher economy, lower emissions and a cleaner environment for us all. Because people are always at the heart of everything we do.

INTRODUCTION **03-04**

DESIGN **05-10**

ELECTRIC TECHNOLOGY **11-14**

CONNECTIVITY **15-16**

INTERIOR DESIGN **17-24**

CHARGING TECHNOLOGY **25-26**

SAFETY **27-28**

MAKE IT YOURS **29-30**

COLOURS **31-32**

ACCESSORIES **33-42**

MODEL LINE-UP **43-44**

SPECIFICATION **47-48**

FAQ **47-48**

The new Honda e is a car designed and shaped by the city and how we live our lives today. A car that seamlessly links all the different aspects of your life with intelligent connectivity. A car created with a sporty character, yet capable of offering remarkable levels of comfort. And of course, a car that produces zero emissions.* **Welcome to the next generation.**



*Zero emissions when driving.
Model shown is the Honda e Advance in Platinum White Pearl.
Images are shown for illustration purposes only and show a left hand drive vehicle. In the UK, the Honda e will be a right hand drive vehicle.



BY SIMPLIFYING, WE FOCUS

With its beautifully simple design and friendly personality, the Honda e will attract attention wherever you go. This is matched by a host of up-to-the-minute innovations and clever ideas that make the new Honda e so unique.

Its smooth lines not only enhance the overall appearance of the car, it also reduces drag, improving its efficiency.



INTEGRATED DESIGN

The Honda e's simple, uncluttered appearance has been achieved by integrating many of its external features.

The front headlights, radar sensor and forward-facing camera, for instance, are all contained within a single panel.

Two compact high definition cameras replace conventional mirrors, and a dramatic black tinted glass roof completes the smooth, seamless feel.



DESIGN DETAILS



A combination of design simplicity and advanced technology can be seen in every detail. The front door handles fit flush to the bodywork, only extending out and illuminating when you approach the car; whilst at the rear, they are hidden within the window area.

Front and rear lights are multi-functional and incorporate the indicators into one cohesive design; the headlights even welcome you with animation when you unlock the car. The charging point, located centrally on the bonnet, allows easy access from either side and helpfully lights up when in use.



BORN TO BE ELECTRIC

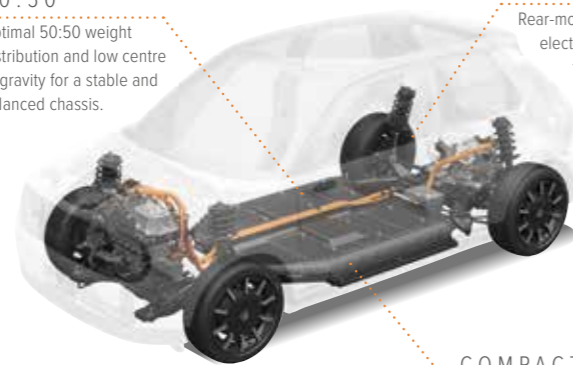
Electricity provides the perfect energy for city driving, it's clean, efficient and produces dynamic performance with zero emissions.

The new Honda e has been designed to be electric from the ground up, so no compromise has had to be made with its dynamics and handling. Power comes from a compact 35.5kWh lithium-ion battery, which drives the rear wheels via an electric powertrain, exclusively developed for the Honda e.

Fully charged, it has a range of up to 137 miles*, which is more than enough to do all the things you love to do in and around town. Performance and range are constantly maximised, thanks to a clever system that keeps the batteries at their optimum working temperature.

50:50

Optimal 50:50 weight distribution and low centre of gravity for a stable and balanced chassis.



REAR-WHEEL DRIVE

Rear-mounted powerful electric motor drives the rear wheels.

COMPACT POWER

Compact 35.5kWh lithium-ion battery is liquid-cooled to maximise battery performance in all weather conditions.

*For more information on range and other features please refer to the specification pages 47-48.






The Honda e may work like an automatic but with its single fixed ratio, pressing the accelerator pedal gives a smooth and instant response. A power output of 154PS and 315Nm of torque, matched with 50:50 weight distribution and a low centre of gravity, delivers a sporty yet comfortable drive. And if you'd like a more exhilarating experience, switching to Sport mode significantly increases acceleration response.

Turning on Single Pedal Control, allows you to drive with even more enjoyment and ease. Using just one pedal, you can accelerate and decelerate by pushing your foot down to go and taking it off to brake. It's that simple.

Space is scarce around town, but with a turning radius of only 4.3m, the Honda e is highly manoeuvrable and agile, perfect for narrow and twisty streets; and with the added assistance from the Honda Parking Pilot, you can make the most of the city and enjoy every drive.



Model shown is the Honda e Advance in Platinum White Pearl. Images are shown for illustration purposes only and show a left hand drive vehicle. In the UK, the Honda e will be a right hand drive vehicle.



CONNECTED TO YOUR LIFE

Life is better when you feel connected. Honda e seamlessly connects you to your world with our latest intelligent technology. You can communicate with it remotely from your smartphone via our My Honda+ app, which amongst other things, allows you to schedule charge times, close the car windows, or pre-heat the interior, giving you a warm welcome on cold days. You can even use your smartphone as a Digital Key* to lock, unlock and even start the car.

The voice activated Honda Personal Assistant* can hold a natural conversation with you, using contextual understanding to learn how to offer you relevant recommendations. So, if you need help checking the weather, finding the nearest charging point, your favourite music or choice of restaurant, your Honda Personal Assistant is there for you.



*Digital Key and Honda Personal Assistant are accessed through an annual subscription fee. For more information visit honda.co.uk/cars/new/honda-e/overview. Model shown is the Honda e Advance in Platinum White Pearl. Images are shown for illustration purposes only and show a left hand drive vehicle. In the UK, the Honda e will be a right hand drive vehicle.



YOUR SPACE

A calm, spacious and contemporary interior welcomes you and your passengers. The uncluttered and beautifully simple design provides maximum room and total comfort in which to enjoy the premium sound system. Tactile surfaces and refined materials insulate you from the hustle and bustle of the city streets.

Model shown is the Honda e Advance in Platinum White Pearl. Images are shown for illustration purposes only and show a left hand drive vehicle. In the UK, the Honda e will be a right hand drive vehicle.



STAY IN TOUCH

The unique full-width digital dashboard features five displays and keeps you informed, entertained and connected to the things you love; giving you intuitive control over a range of intelligent applications and services. Two central 12.3" touchscreens allow multiple information to be accessed simultaneously by the driver and the passenger, with the ability to switch screens by simply swiping from one to the other. You can even personalise them with your favourite pictures, so wherever you are, it'll always feel like your space.



NAVIGATION SYSTEM

Send destinations to your navigation system remotely from your smartphone, via the My Honda+ app. So your Honda e will always be ready for the next journey and one step ahead of the traffic.



APPLE CARPLAY

Apple CarPlay and Android Auto™ take the things you want to do with your phone while driving and puts them on your car's built-in display.

LIVING ROOM

Our modern day lives are based around comfortable, open plan interiors and the Honda e seats have been inspired by this trend. Covered in hard wearing yet soft to touch fabric, they are as supportive and comfortable as you'd wish to find in your home. The rear seats not only provide your passengers with excellent legroom, they can also fold flat for extra load space when required. In addition, LED spot lights have been thoughtfully positioned overhead providing your passengers, with welcome additional lighting.

Model shown is the Honda e Advance in Platinum White Pearl.



THOUGHTFUL DESIGN

It's sometimes the little things that can make the biggest difference. Every detail, from the look and feel of each button, to the positioning of handy storage spaces, has been designed with you in mind. Your mobile phone storage for instance, has been created from fabric to secure and protect it, whilst every occupant has their own USB port, so everyone can stay connected to their world.

CENTRE CAMERA MIRROR SYSTEM*

The dual-function rear-view mirror can either be used in conventional wide-angle mirror mode, or if you would like an unobstructed view, can be switched to camera mode; which provides a clear digital image, even at night. It also includes anti-dazzle technology to reduce glare from car headlights.

*Centre Camera Mirror System is only available on the Honda e Advance.



SIDE CAMERA MIRROR SYSTEM

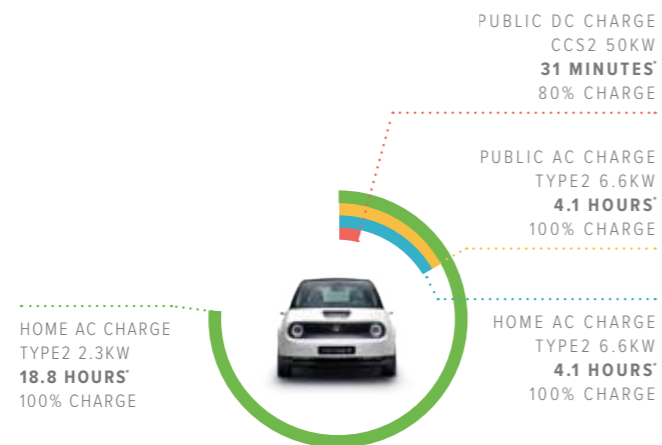
Conventional door mirrors have been replaced with high-definition cameras, which provide clear images on screens within the cabin, even at night or in bad weather. Because the cameras are more compact than conventional door mirrors, fitting within the width of the car, they not only reduce wind noise and drag, but are also useful for narrow streets and car parks.



CHARGING TECHNOLOGY

Charging your Honda e is effortless thanks to its charging point being positioned centrally into the bonnet, allowing easy access from either side of the car. It features an integrated LED light which clearly indicates the status of the charge and a safety lock to ensure the power cable cannot be removed whilst in use. We've even designed the cable to be angled away from the car to protect the paintwork when charging.

Charging times vary depending on the type of charger utilised but you can quick charge to 80% capacity in 31 minutes* with a rapid charger, which is less time than it takes to charge a smartphone.



*Charge times are measured from the low battery warning indicator.



KEEPING YOU SAFE

The new Honda e incorporates a suite of advanced safety systems including Honda SENSING, that have been created to assist you as you drive and help keep you and your passengers safe.



Collision Mitigation Brake System

If there is a possibility of a collision with a vehicle, pedestrian or a cyclist, the system will alert you whilst simultaneously reducing your speed, helping to minimise the severity of any impact.

Road Departure Mitigation System

A camera detects the road boundaries, so if your car begins to stray, the system will provide lane departure warning and the car will automatically apply subtle corrections to the steering to keep your vehicle in lane.

Traffic Sign Recognition System

Traffic Sign Recognition identifies traffic signs and relays the information to you via a visual display.

Lane Keeping Assist System

Provides a less stressful driving experience especially on motorways, by keeping the car in the middle of the lane. This can be overridden when the indicator is used.

Intelligent Speed Limiter

Automatically controls your vehicle's speed to a speed pre-set by you or at the speed limit indicated by a traffic sign.

Adaptive Cruise Control with Low Speed Follow

Adaptive Cruise control maintains a safe distance from the vehicle in front. If a vehicle in an adjacent lane intends to cut in front of you, your Honda predicts this and adjusts the speed automatically - only resuming to the set speed when the danger has passed. Low Speed Follow technology will detect if a vehicle in front comes to a stop and will automatically decelerate and stop, if the brakes aren't applied.

Auto High-Beam Headlights

Detects a vehicle in front, including oncoming vehicles and automatically switches between high beam and low beam.

In addition, the Honda e includes new features that have been specifically designed with city driving in mind.

Lead Car Departure Notification System

Alerts the driver when the car in front has moved ahead from a standstill and you are still stationary.

Low Speed Braking Control

This system is a combination of the following functions:

LOW SPEED BRAKE FUNCTION

If you are close to an object that you may not have noticed whilst driving at low speed, the Honda e will decelerate and give an audio and visible warning before applying emergency braking.

COLLISION MITIGATION THROTTLE CONTROL

This system will warn you if you press down on the accelerator pedal while there is an obstacle, such as a wall, in front of you.



MAKE IT YOURS



Model shown is the Honda e Advance in Platinum White Pearl. Images are shown for illustration purposes only and show a left hand drive vehicle. In the UK, the Honda e will be a right hand drive vehicle.

COLOUR YOUR LIFE

The Honda e is a car with a unique personality. All you need to do is choose a colour that matches yours.



CHARGE YELLOW



PLATINUM WHITE PEARL



MODERN STEEL METALLIC



PREMIUM CRYSTAL BLUE METALLIC



CRYSTAL BLACK PEARL

SPORT & DESIGN

Enhance the sporty nature of your Honda e with our exciting range of sport and design options.



U.R.B.A.N. PACK - BLACK

This pack adds a classy accent to your Honda e with sleek, shiny black trims and are a reference to the Urban EV Concept.

Pack includes: Doorstep Garnishes, Front and Rear Bumper Mouldings and Side Body Trims. The U.R.B.A.N. pack is also available in Black with Blue accents. These items are also available as individual accessories.



DOORSTEP GARNISHES

These Doorstep Garnishes add a personal touch to your car. Crafted in shiny black aluminium, they also feature an eye-catching Honda e logo.

Set includes: Front and Rear Trims.



SIDE BODY TRIMS

These Side Body Trims look great and are finished in shiny black.



FRONT AND REAR BUMPER MOULDINGS

Finished in shiny black, these Bumper Mouldings add an aesthetically pleasing accent to your Honda e.





CMS COVER - NORDIC SILVER*

This CMS (Camera Mirror System) cover replaces the standard CMS cover. The silver colour adds an extra stylish detail to your Honda e.



A-PILLAR DECORATION - NORDIC SILVER*

This A-pillar garnish replaces the standard A-pillar. The silver adds an extra stylish accent to your Honda e.



STICKER SET

This black Sticker Set gives your Honda e a sporty and stylish finishing touch. Applied to the bonnet and tailgate.



FRONT UNDER SPOILER - BLACK*

This Spoiler adds a retro sporty touch to the front area of the car.



PREMIUM PACK

The Premium Pack includes a range of practical and stylish options. Pack includes: Elegance Floor Mats, Side Body Trims, Doorstep Garnishes and Front and Rear Mud Guards.



17" ALLOY WHEEL - GUNPOWDER BLACK

The 17" E1702FR and E1702RR alloys feature Gunpowder Black windows and a diamond cut A-surface.



17" ALLOY WHEEL - BLUE

The 17" E1701FR and E1701RR alloys feature Gunpowder Black windows, diamond cut A-surface and a blue rim colour.

*A-pillar decoration, CMS Cover and Front Under Spoiler are also available in blue.

TRANSPORT

Get the most out of life
and the most out of your Honda e.



DETACHABLE BICYCLE CARRIER ATTACHMENT WITH 13-PIN TRAILER HARNESS*

This bike carrier attachment kit comes with a 13-pin trailer harness and offers the perfect solution if you are planning a bicycle trip. The bike carrier attachment is designed for easy handling, compliant with Honda's strict safety regulations and compatible with our Thule Bicycle Carriers. A separate bicycle carrier is also available.

*Usage restrictions may apply, contact your Honda dealer for more information.



REVERSIBLE BOOT MAT

Keep your boot area clean and free from dirt and scratches.

This waterproof Reversible Boot Mat is designed to fit perfectly in the area that needs the most protection.

INTERIOR & COMFORT



INTERIOR PANEL SET BRONZE

Make your space a little more individual by fitting these attractive Interior Panels which replace the standard trim. The top layer is finished in a bronze-coloured structured surface.



CONSOLE ILLUMINATION*

By adding subtle interior lighting the console area becomes illuminated – giving a soft, cool glow to the interior of your car.

ILLUMINATED DOORSTEP GARNISHES*

Crafted in matte black anodized aluminium with a blue illuminated Honda e logo.

Includes: Illuminated front trims.

LEATHER UPHOLSTERY PERSONALISATION

What could be better than a bespoke leather interior? This premium upholstery – a combination of nappa leather and grey fabric – covers the front seats and the 4 door armrests. In the rear area, the headrest is fitted with nappa leather.

This genuine upholstery comes with Honda's inbuilt production quality, durability and premium finishing.



LEATHER UPHOLSTERY - MIDNIGHT BLACK



PROTECTION PACK

This pack offers real-life protection for your Honda e.

Pack includes: Reversible boot mat, front and rear rubber mats.



LEATHER UPHOLSTERY - DARK BROWN

*Console Illumination and Illuminated Doorstep Garnishes are also available as an Illumination Pack.

e:PROGRESS



e:PROGRESS is the intelligent charging solution designed by Honda, for Honda e drivers. Bringing together the UK's most innovative tariffs and AI-driven software, e:PROGRESS ensures that your Honda e is charged from the cheapest energy, with minimal effort. All you have to do is plug in your Honda e and e:PROGRESS will do the rest.

Speak to your dealer for more information about Honda e:PROGRESS.



CHARGE PORT PROTECTION FILM

This film protects the charge port on the car's bonnet and will avoid scratches during charging.



CHARGE PORT LID COVER

This black cover, made from soft water-resistant material*, protects the charging area when charging in harsh conditions. It also comes with a bag to store the cover away.

*Cover is not guaranteed to be fully water-proof.



PEDESTAL

The Honda Power Charger allows a variety of set-up options. It can be installed on a high-quality stainless steel Pedestal available in 3 variants (single mounting, double mounting back-to-back or double mounting on a triangular base for juxtaposed parking spaces).



MODE 2 CABLE (P-EVSE)

Portable Electric Vehicle Supply Equipment (P-EVSE) for grid-to-vehicle charging. A protective storage bag is included.



MODE 3 CABLE

Charging cable to connect your vehicle to a Honda Power Charger or public charger (1 phase and 3 phase variants available). A protective storage bag is included.



Honda e

35.5kWh Lithium-ion
Fixed Gear Ratio

Function & Technology

- ◆ Side Camera Mirror System
- ◆ Electronic parking brake with automatic brake hold
- ◆ Regenerative braking strength control
- ◆ My Honda+ app compatible
- ◆ Single Pedal Control

Comfort & Convenience

- ◆ Leather steering wheel
- ◆ Climate control auto A/C
- ◆ Front heated seats
- ◆ Driver & passenger seatback pockets
- ◆ Under-boot charging cable storage
- ◆ Ambient lighting
- ◆ Mobile phone pocket
- ◆ Rear view camera
- ◆ Parking sensors (front & rear)

Audio & Communication

- ◆ Honda CONNECT with Garmin Navigation (Dual 12.3 dual touchscreen, FM/DAB digital radio, Apple CarPlay, Android Auto™, internet radio, Aha™ app integration)*
- ◆ Bluetooth™ hands free telephone
- ◆ 1 x HDMI input
- ◆ 4 x USB port (2 x front, 2 x rear)
- ◆ 6 speakers
- ◆ Steering wheel infotainment control

Exterior

- ◆ Charging port
- ◆ Integrated glass antenna
- ◆ Pop-out door handles
- ◆ Sky roof
- ◆ Rear privacy glass
- ◆ Rear spoiler
- ◆ Auto LED headlights
- ◆ LED daytime running lights
- ◆ High beam support system

Wheels

- ◆ 16" alloy wheels

Safety

- ◆ Adaptive Cruise Control with Low Speed Follow
- ◆ Collision Mitigation Brake System
- ◆ Intelligent Speed Limiter
- ◆ Lane Keeping Assist System
- ◆ Road Departure Mitigation System
- ◆ Traffic Sign Recognition System
- ◆ Lead Car Departure Notification System
- ◆ Security alarm system and immobiliser
- ◆ Smart entry & start

Performance

- ◆ Rear wheel drive
- ◆ 50:50 weight distribution
- ◆ Sport mode
- ◆ Torque output: 315Nm
- ◆ Power output: 136PS
- ◆ Range: up to 137 miles

Apple CarPlay is a trademark of Apple Inc., registered in the U.S. and other countries. *Connectivity for Aha™ app (including internet radio) is through WiFi tethering or mobile WiFi Router. Data usage and roaming charges may result from using applications on Honda CONNECT. We recommend you check your mobile phone subscribed package. For full specification on each grade, please refer to pages 47-48.





Honda e Advance

35.5kWh Lithium-ion
Fixed Gear Ratio

In addition to features available in the Honda e grade, the features on the Honda e Advance grade include:

Function & Technology

- ◆ Front windshield de-icer
- ◆ Honda Parking Pilot

Comfort & Convenience

- ◆ Multi-view camera
- ◆ Heated steering wheel
- ◆ Premium audio with 8 speakers (including subwoofer)
- ◆ Dedicated hardware amplifier

Wheels

- ◆ Choice of 16" or 17" alloy wheels

Safety

- ◆ Centre Camera Mirror System
- ◆ Blind Spot Information
- ◆ Cross Traffic Monitor

Performance

- ◆ Power output: 154PS
- ◆ Range: up to 137 miles



	HONDA e 16" Alloy 35.5kWh Lithium-ion Fixed Gear Ratio	HONDA e ADVANCE 16" Alloy 35.5kWh Lithium-ion Fixed Gear Ratio	HONDA e ADVANCE 17" Alloy 35.5kWh Lithium-ion Fixed Gear Ratio
Engine			
Engine Type	BEV	BEV	BEV
Driven Wheels	Rear Wheel Drive	Rear Wheel Drive	Rear Wheel Drive
Transmission Type	Fixed Reduction	Fixed Reduction	Fixed Reduction
Performance			
Electric Motor Max Power (kW [PS])	100 [136]	113 [154]	113 [154]
Electric Motor Max Torque (Nm)	315	315	315
0 → 62 mph (seconds)	9.0	8.3	8.3
Max Speed (mph)	90	90	90
EV Powertrain & Battery Specifications			
EV Battery Capacity (kWh)	35.5	35.5	35.5
Range (WLTP Combined miles)	137	137	131
EV Operation Efficiency (kWh/100Km)	17.2	17.2	17.8
Electric Motor Type	DC Brushless	DC Brushless	DC Brushless
On Board Charger Capacity	6.6kW AC	6.6kW AC	6.6kW AC
Battery - Thermal Management	Active Heating & Cooling	Active Heating & Cooling	Active Heating & Cooling
Battery - Chemistry	Lithium Ion	Lithium Ion	Lithium Ion
Battery - Number of Cells	192	192	192
Battery - Nominal Voltage	355.2	355.2	355.2
Dimensions			
Overall Length (mm)	3,894	3,894	3,894
Overall Width (mm)	1,752	1,752	1,752
Width including Door Mirrors (mm)	1,752	1,752	1,752
Overall Height - Unladen (mm)	1,512	1,512	1,512
Wheelbase (mm)	2,538	2,538	2,538
Track Front (mm)	1,523	1,523	1,513
Track Rear (mm)	1,516	1,516	1,506
Ground Clearance - with Driver (mm)	145.2	145.2	145.2
Turning Radius - at Body (m)	4.6	4.6	4.6
Turning Radius - at Wheel Centre (m)	4.3	4.3	4.3
Steering Wheel Lock to Lock (wheel turns)	3.11	3.11	3.11
Capacity			
Boot Capacity (litres, VDA method) - Rear Seats Up	171	171	171
Boot Capacity (litres, VDA method) - Rear Seat Down Load to Roof	861	861	861
Boot Capacity (litres, VDA method) - Rear Seat Down Load to Window	571	571	571
Weight			
Kerb Weight (kg)	1513	1526	1526-1543
Maximum Permissible Weight (kg)	1,855	1,870	1,870
Payload (kg)	341-342	327-350	327-350
Maximum Permissible Axle Weight - Front and Rear (kg)	870/1,000	875/1,005	875/1,005

	HONDA e 16" Alloy 35.5kWh Lithium-ion Fixed Gear Ratio	HONDA e ADVANCE 16" Alloy 35.5kWh Lithium-ion Fixed Gear Ratio	HONDA e ADVANCE 17" Alloy 35.5kWh Lithium-ion Fixed Gear Ratio
Safety			
Driver SRS Airbag	♦	♦	♦
Passenger SRS Airbag with Cut Off Switch	♦	♦	♦
Side Airbags (Front)	♦	♦	♦
Side Curtain Airbags (Front and Rear)	♦	♦	♦
Whiplash Lessening Front Headrests	♦	♦	♦
Anti-Lock Braking System (ABS)	♦	♦	♦
Electronic Brakeforce Distribution	♦	♦	♦
Brake Assist	♦	♦	♦
Vehicle Stability Assist	♦	♦	♦
Hill Start Assist (HSA)	♦	♦	♦
Front & Rear Seat Belts with Emergency Locking Retractor	♦	♦	♦
ISOFix Points	♦	♦	♦
Emergency Stop Signal	♦	♦	♦
Deflation Warning System	♦	♦	♦
Collision Mitigation Brake System	♦	♦	♦
Collision Mitigation Throttle Control	♦	♦	♦
Rear Collision Mitigation Throttle Control	♦	♦	♦
Lane Keep Assist	♦	♦	♦
Parking Sensors	♦	♦	♦
Road Departure Mitigation	♦	♦	♦
Intelligent Speed Limiter	♦	♦	♦
Traffic Sign Recognition System	♦	♦	♦
Blind Spot Information including Cross Traffic Monitor	-	♦	♦
Lead Car Departure Notification System	♦	♦	♦
Low Speed Brake Function	♦	♦	♦
Adaptive Cruise Control with Low Speed Follow	♦	♦	♦
Security			
Immobiliser System	♦	♦	♦
Security Alarm System	♦	♦	♦
Remote Central Locking with 2 Keys	♦	♦	♦
Selectable Door Unlock	♦	♦	♦
Smart Entry & Start	♦	♦	♦
Tilt Sensor	♦	♦	♦
Super Locking	♦	♦	♦
Tonneau Cover	♦	♦	♦
Ultrasonic Sensor	♦	♦	♦
Interior Trim			
Fabric Interior	♦	♦	♦
Black Interior Door Handles	♦	♦	♦
Leather Steering Wheel	♦	♦	♦
Function & Technology			
Multi Info Display	♦	♦	♦
Electric Power Steering - Variable Gear Ratio	♦	♦	♦
Regenerative Braking/Deceleration Control (Paddle)	♦	♦	♦
Electric Parking Brake	♦	♦	♦

	HONDA e 16" Alloy 35.5kWh Lithium-ion Fixed Gear Ratio	HONDA e ADVANCE 16" Alloy 35.5kWh Lithium-ion Fixed Gear Ratio	HONDA e ADVANCE 17" Alloy 35.5kWh Lithium-ion Fixed Gear Ratio
Comfort & Convenience			
Accessory Socket Location (Front)	♦	♦	♦
230V Electric Outlet	-	♦	♦
Charging Wait Time Schedule	♦	♦	♦
Pre-conditioning Time Schedule	♦	♦	♦
Glass Charging Lid	♦	♦	♦
Charge Information Lamp	♦	♦	♦
Single Pedal Control	♦	♦	♦
Climate Control Auto A/C	♦	♦	♦
Rain Sensing Auto Wipers	♦	♦	♦
Front Windshield De-icer	-	♦	♦
Honda Parking Pilot	-	♦	♦
Rear View Camera	♦	-	-
Multi View Camera System	-	♦	♦
Power Windows (Front & Rear)	♦	♦	♦
Remote Power All Windows (Key Fob Operation)	♦	♦	♦
Door Mirrors - Side Camera Mirror System	♦	♦	♦
Centre Camera Mirror System	-	♦	♦
Tilt and Telescopic Steering Wheel	♦	♦	♦
Sunvisor Vanity Mirrors with Illumination	♦	♦	♦
Driver Seat Manual Height Adjustment	♦	♦	♦
Front Heated Seats	♦	♦	♦
Driver & Passenger Seatback Pockets	♦	♦	♦
Heated Steering Wheel	-	♦	♦
Under-boot Charging Cable Storage	♦	♦	♦
Cargo Net Hook	♦	♦	♦
Interior Lights			
Ambient Light (Driver and Passenger Footwell)	♦	♦	♦
Ambient Light (Roof)	♦	♦	♦
Map Light (Front)	♦	♦	♦
Meter Illumination	♦	♦	♦
Rear Reading Light	♦	♦	♦
Boot Light	♦	♦	♦
Audio & Communications			
Bluetooth™ Hands Free Telephone (HFT)	♦	♦	♦
DAB Digital Radio	♦	♦	♦
HDMI Socket	♦	♦	♦
Honda CONNECT with Garmin navigation (Dual 12.3 dual touchscreen, FM/DAB digital radio, Apple CarPlay, Android Auto™, internet radio, Aha™ app integration)*	♦	♦	♦
6 Speakers	♦	-	-
8 Speakers (including Subwoofer)	-	♦	♦
Speakers - Premium Audio	-	♦	♦
Steering Wheel Remote Audio Controls	♦	♦	♦
4 x USB Port (2 x Front, 2 x Rear)	♦	♦	♦

	HONDA e 16" Alloy 35.5kWh Lithium-ion Fixed Gear Ratio	HONDA e ADVANCE 16" Alloy 35.5kWh Lithium-ion Fixed Gear Ratio	HONDA e ADVANCE 17" Alloy 35.5kWh Lithium-ion Fixed Gear Ratio
Exterior			
Glass Antenna	♦	♦	♦
Body Colour Exterior Front Door Handles	♦	♦	♦
Sky Roof	♦	♦	♦
Privacy Glass	♦	♦	♦
Spoiler	♦	♦	♦
Exterior Lights			
Auto LED Headlights	♦	♦	♦
High Beam Support System (HSS)	♦	♦	♦
LED Daytime Running Light	♦	♦	♦
LED Front and Rear Fog Lights	♦	♦	♦
Headlight Auto On/Off Timer (Coming Home/Leaving Home Function)	♦	♦	♦
Rear LED Lights	♦	♦	♦
Wheels			
16" Alloy Wheels	♦	♦	-
17" Alloy Wheels	-	-	♦
Front Tyres 185/60R16	♦	♦	-
Front Tyres 205/45ZR17	-	-	♦
Rear Tyres 205/55R16	♦	♦	-
Rear Tyres 225/45ZR17	-	-	♦
Tyre Repair Kit	♦	♦	♦

♦ Standard - Not available

*Connectivity for Aha™ app (including internet radio) is through WiFi tethering or mobile WiFi Router. Data usage and roaming charges may result from using applications on Honda CONNECT. We recommend you check your mobile phone subscribed package. Only iPhone 5 or newer versions with iOS 8.4 or later are compatible with Apple CarPlay. Apple CarPlay features, applications and services may not be available in all areas and are subject to change. To use Android Auto™, you need to download the Android Auto™ app from Google Play™ to your smartphone. Only Android 5.0 (Lollipop) or later versions are compatible with Android Auto™. Android Auto™ availability is subject to change and may vary based on geographical location.

^AA USB flash drive of 256 MB or higher is recommended and some devices may not be compatible.

Apple CarPlay is a trademark of Apple Inc., registered in the U.S. and other countries.



As with any new technology, there'll always be lots of questions. The same is true for the new Honda e - we hope you'll find the answers to some of them here.

“

Does my Honda e need servicing?

Yes, it does. But electric motors have few active components – the electric motor, an on-board charger, the battery and an inverter. Of course, there are still parts that need maintaining, such as brakes, filters and fluids. Speak with your Honda dealer about our 5 Year Service plans to put your mind at ease.

What happens if my Honda e runs out of battery?

Much like a petrol or diesel-powered car, you'll come to a stop. However, with the My Honda+ app you can view the battery level in real-time, or check the charging status when plugged in. Speak to your Honda dealer about the suite of My Honda+ Subscription packages available.

Can I charge my Honda e at home?

Yes, you can. The Honda Power Charger can be installed in your garage or driveway. Speak with your Honda dealer about e:Progress, offering you a complete solution including charging hardware, installation and smart energy tariff.

Does my Honda e's battery come with a warranty?

Yes, it does. Honda e batteries come with a generous 8 year or 100,000 mile warranty (whichever comes first) with a guaranteed minimum state of charge of 70% through its warranty period. Giving you the peace-of-mind to relax and enjoy the drive.

”

